



## POWER SUPPLIES

# BLG-100B Series

### Features

- Constant voltage output
- **SAA Approved : Certificate No. SAA-172906-EA**
- High power factor > 0.96 (230Vac & Full load)
- Universal input voltage 90~305Vac
- Short circuit / Over temperature / Over voltage / Over load protection
- IP67, glue potted, suitable for dry / wet / damp locations
- 7 Year Warranty.

### Application

- Suitable for Industrial LED lighting.

### Specification

Model	Item Code	Output Voltage(V)	Output Power(W)	Output Current(A)
BLG-100B-12	BT 1511	12V	100W	8.33A
BLG-100B-24	BT 1521	24V	100W	4.17A

### Certification



Class P

CB

CE

SELV



Certificate No. SAA-172906-EA

### Warranty

Warranty

7 year

### Electrical Specifications

	Model	Min.	Typ.	Max.	Notes
<b>Input</b>	Input Voltage	90Vac	100-277Vac	305Vac	-
	Input Frequency	47HZ	50/60	63HZ	-
	Leakage Current	-	-	0.75mA	277Vac/50Hz
	Input AC Current	-	-	1.5A	100-277Vac & full load
	Inrush Current (A)	-	-	75A	Gold start, 230Vac & full load
	Power Factor	0.95	0.96	-	230Vac, 100% load
	THD	-	-	20%	230Vac, 70 ~100% load
<b>Output</b>	Output Current Tolerance	-5%	-	5%	Full load
	Output Voltage Ripple	-	-	2%	-
	Output overshoot	-	-	10%	When the power is on
	Line Regulation	-	-	3%	-
	Load Regulation	-	-	3%	-
	Turn-on Delay Time	-	-	1s	115Vac, 100% load
<b>Protection</b>	Over voltage protection	Over 1.1-1.4Rated Load Voltage : Auto restore			
	Short circuit protection	Protection type : Auto restore			
	Over temperature protection	Protection type : Auto restore			
	Over load protection	Protection type : Auto restore			
	Automatic restart	Protection type : Auto restore			
<b>Environment Life</b>	Over temperature protection	-40°C ••• +85°C			
	Tc max.(°C)	85			
	Storage Temperature(°C)	-40°C ••• +85°C			
	Ambient humidity range	20% ••• 95%RH			
	Nominal life-time(hrs)	5000@Tc=85			
<b>Other</b>	Approval	TUV mark, EMC, ENEC, UL			
	Safety stands	AS/NZS IEC 61347-2-13			
	IP grade	IP67			
	Connection mode	With Cable			

\*This LED driver meets the EMI specifications above, but EMI performance of a luminaire that contains it depends also on the other devices connected to the driver and on the fixture itself.

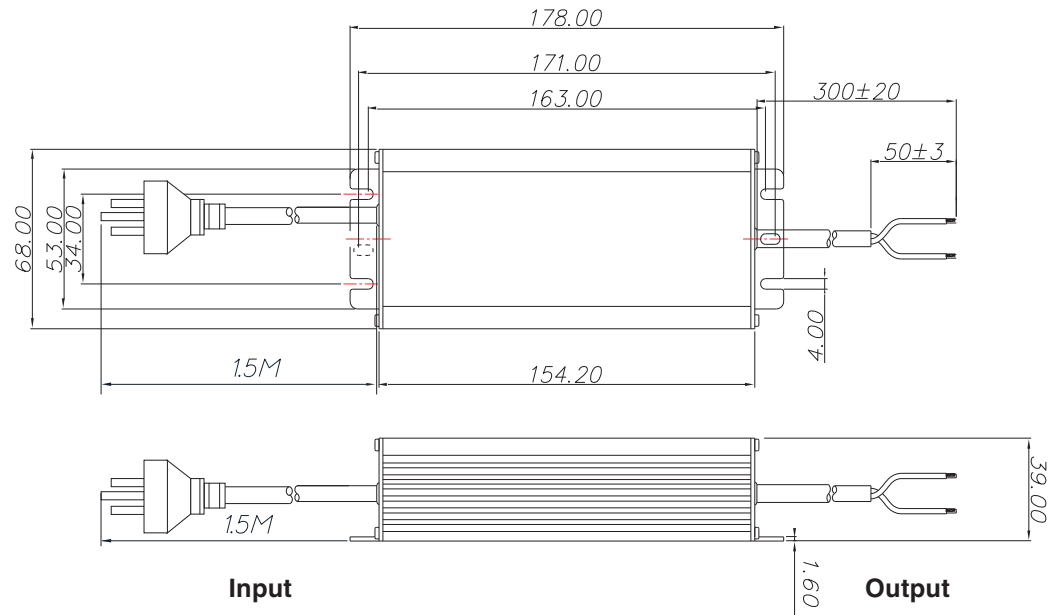
### Input Line Dimension

Wire	AC Input
Specification	SAA 3 x 1.0mm <sup>2</sup> L=1.5M
Type	UL 18AWG

### Output Line Dimension

Wire	DC Output
Specification	2C L=300mm
Type	UL 16AWG

### Mechanical Outline



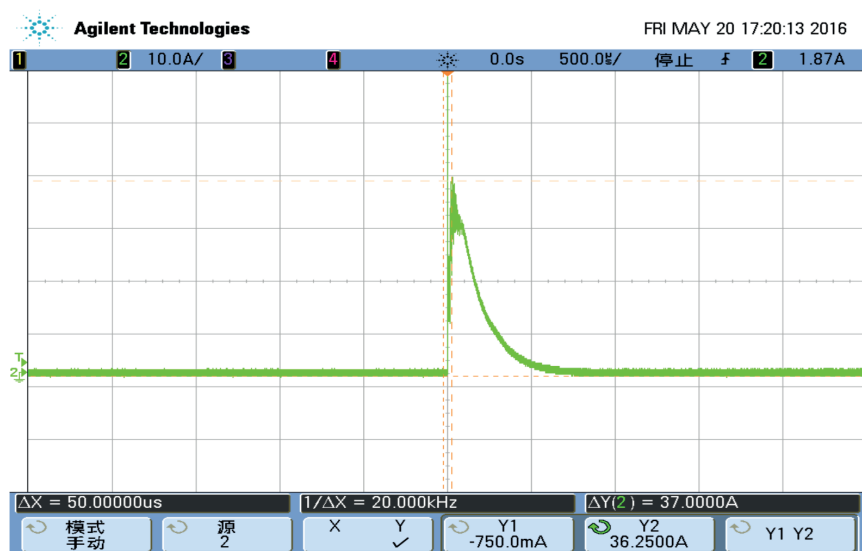
### Physical Characteristics

#### Item Dimension (L x W x H)

\* Unit : mm

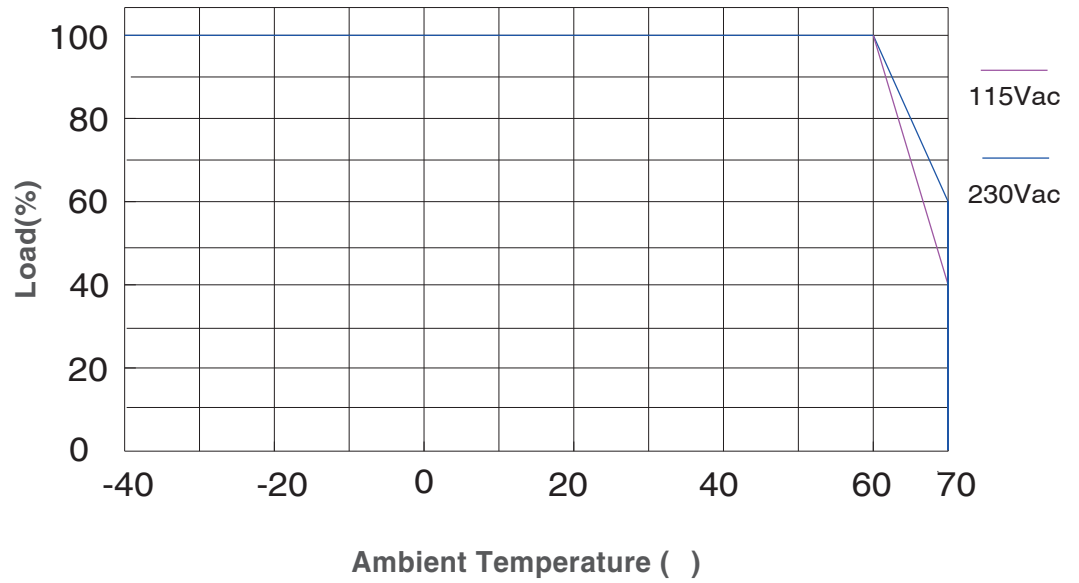
Dimensions	180 * 70 * 40
Dimensions_Box	200 * 140 * 50
Weight	0.92kg

### Inrush current waveform



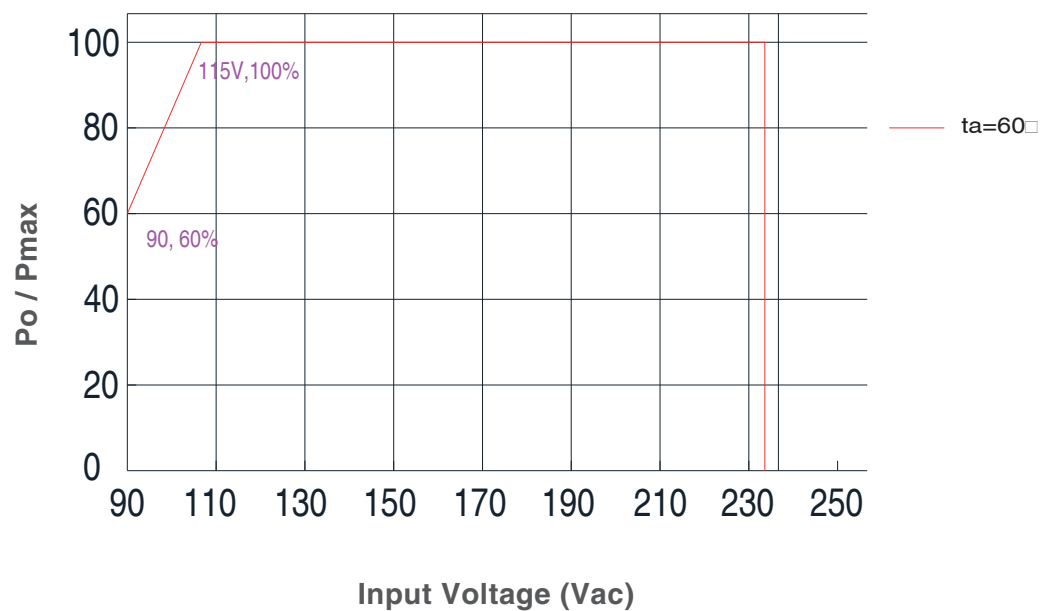
Derating curve

Temperature vs. Load Curve

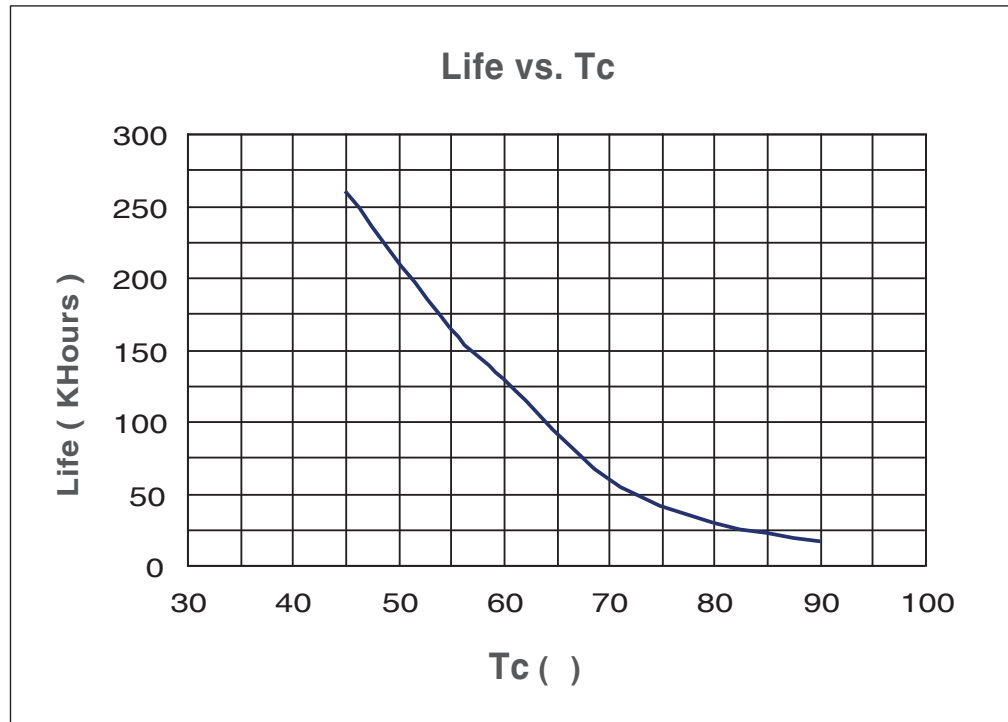


Output power VS Input voltage

Po / Pmax VS Input voltage Curve

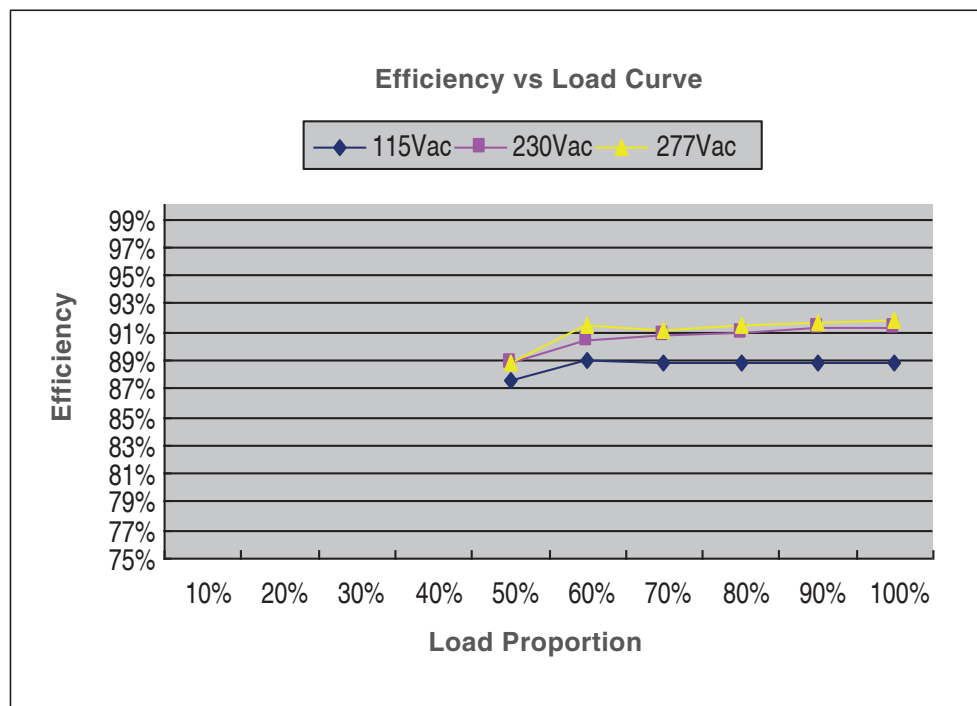


Lifetime VS Case Temperature

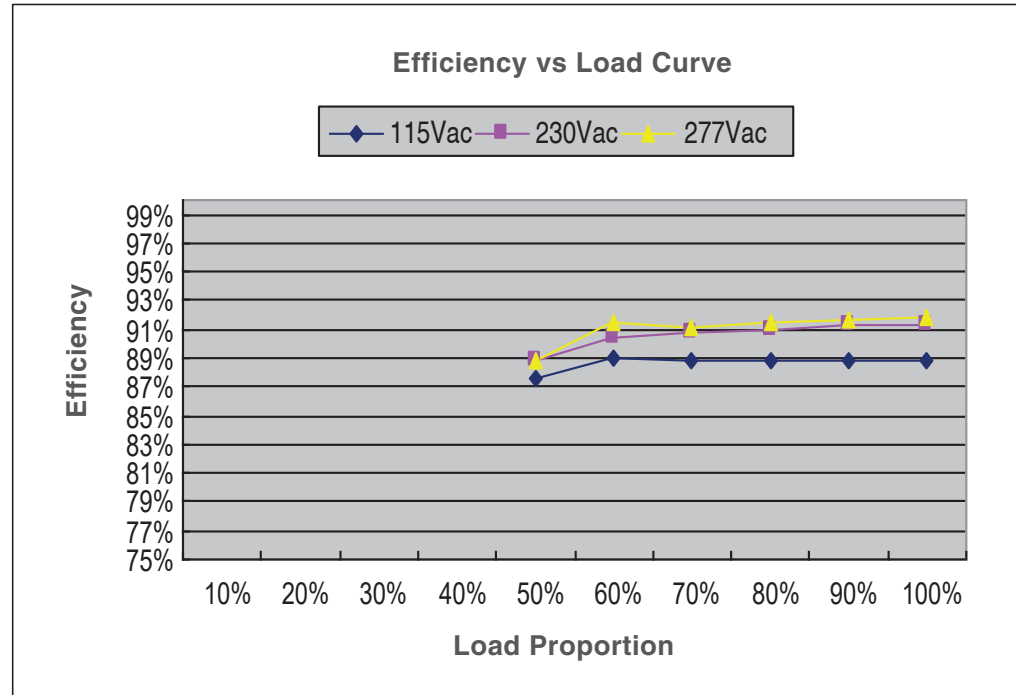


Efficiency VS Load

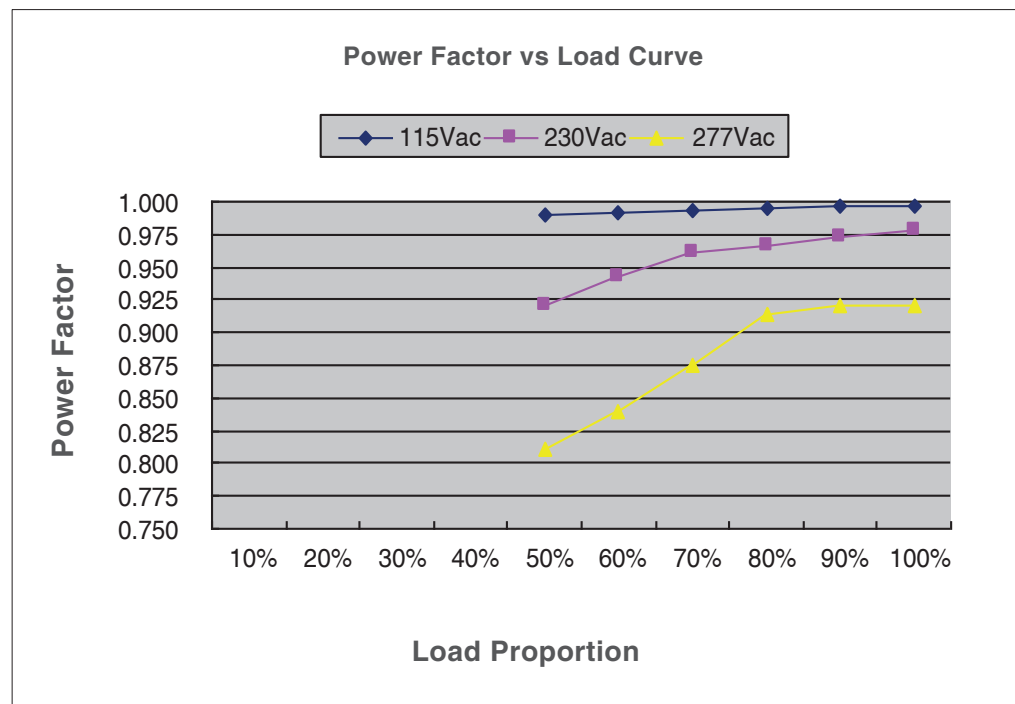
BLG-100B-12



BLG-100B-24



Power Factor VS LOAD



Total Harmonic Distortion

